

# DO NOT PUT LOOSE SHARPS IN THE TRASH



## 7 BILLION

SHARPS ARE DISCARDED IN THE TRASH EVERY YEAR.

Up to 850,000 people are injured every year by sharps that are not discarded properly. Used sharps can cut people, infect them and spread disease.

Sources: [www.safeneedledisposal.org](http://www.safeneedledisposal.org), and [www.calpsc.org](http://www.calpsc.org).

## USE A SHARPS CONTAINER


These are sharps



Syringes



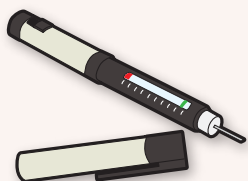
Needle connectors



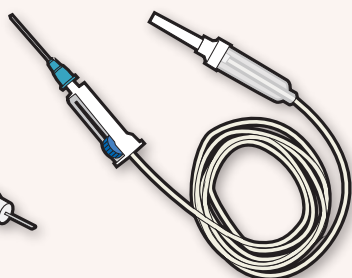
Lancets



Needles



Auto injectors



Infusion sets

## WARNING

Needle stick injury can expose you to infectious diseases such as Hepatitis and HIV.

TO AVOID INJURY...



Do not force sharps into container



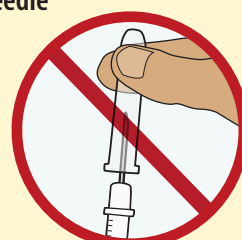
Do not put fingers inside container



Do not remove needle



Do not bend or break needle



Do not recap needle

## KEEP YOUR COMMUNITY SAFE

DO NOT throw loose sharps in trash



DO NOT put sharps in recycling



DO NOT flush sharps down toilet

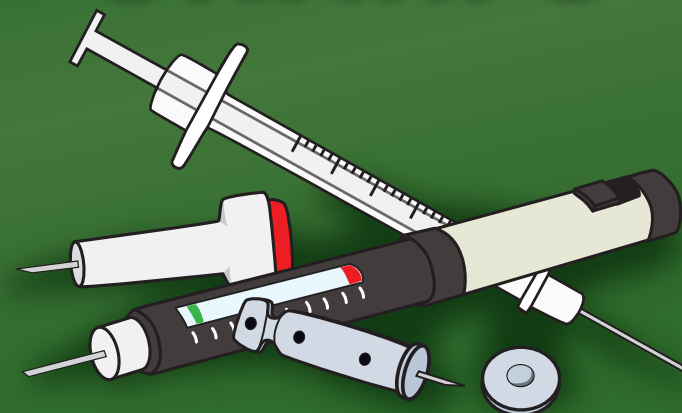


KEEP OUT of reach of children

Kwikpoint®

FDA

# BE SMART WITH SHARPS



Kwikpoint assumes no liability for any action(s) a user may or may not take as a result of using this product. 703.370.5527 • [kwikpoint.com](http://kwikpoint.com) • KP3-MED-VUG40


## GET A SHARPS CONTAINER

FREE sharps containers may be available from your doctor, hospital, health insurance or medication supplier.

You can also buy a sharps container from your pharmacist or online.



Portable travel containers



Sharps container with vertical drop slot



Sharps container with horizontal drop slot

In some areas it is illegal to dispose of sharps in the trash.

Please follow your community guidelines.

Report problems associated with sharps and sharps disposal containers to the FDA (800-FDA-1088).

FDA

For information about rules and laws in your community, contact the Coalition for Safe Community Needle Disposal at 800.643.1643. For more information on sharps visit [fda.gov/safesharpsdisposal](http://fda.gov/safesharpsdisposal).

## Use a Sharps Container

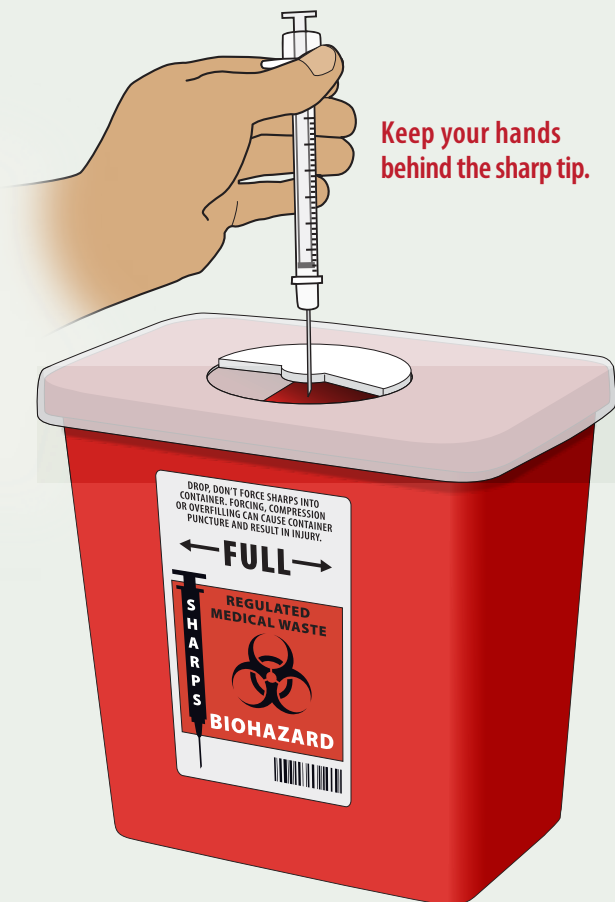
**1** Visually check sharps container for hazards before handling. Read all labels.

**MAKE SURE**  
container is not overfilled  
or damaged.

**CHECK**  
that container is large  
enough to fit your sharp.



**2** Put sharp in container immediately after use.



## Discard a Sharps Container

Stop using sharps container when 2/3 full or filled to FULL line.



**1** Close sharps container as instructed on label.

Different containers have different closures.



**2** Bring sharps container to a sharps disposal program.



Find a program through your local waste or public health department, your doctor, veterinarian, hospital or pharmacist.

### TYPES OF SHARPS DISPOSAL PROGRAMS:

- |  |  |
|--|--|
|  Mail-back program              |  Drop box or supervised collection site |
|  Special waste pick-up service  |  At-home needle destruction device      |
|  Syringe exchange program (SEP) |  Hazardous waste collection site        |

For information about rules and laws in your community, contact the Coalition for Safe Community Needle Disposal at 800.643.1643. For more information on sharps visit [fda.gov/safesharpsdisposal](http://fda.gov/safesharpsdisposal) or [safeneedledisposal.org](http://safeneedledisposal.org).

## If You Cannot Get a Sharps Container...


### FDA RECOMMENDS ALWAYS USING FDA-CLEARED CONTAINERS

If you do not have a sharps container, use an empty household container with these features:




### DO NOT USE

These containers can break or puncture easily.



Dispose of a household sharps container when it is 2/3 full:

**1** Close lid and tape shut. Label container.



**2** Bring container to a sharps disposal program.

If you cannot find a disposal program, put container in center of full trash bag and discard in regular trash.\*



\* In some areas it is illegal to dispose of sharps in the trash. Please follow your community guidelines.